

OPEN MINDS

A BIRLA SCHOOL

KANKARBAGH, PATNA

SUMMER BREAK HOLIDAY HOMEWORK

SESSION : 2017-2018

GRADE 2

NAME : _____

SECTION : _____ **ROLL NO.** : _____

ELA**To be done in separate 4 lines thin notebook.****1. Do 15 pages of handwriting.****(Literature)****2. Answer the following questions.**

- a. How did Nalini feel in the bed ?
- b. Why did Nalini get scared?
- c. What is the little bird singing about?
- d. Why was the Fly sad ?
- e. Describe the Fly.
- f. What was written on the signboard?
- g. What did Liza promise?
- h. Where was the key?
- i. What was on the other side of the door?
- j. Why couldn't she go through the door?

3. Underline the naming words.

- a. There are beautiful flowers.
- b. He is a great magician.
- c. Alice was a sweet girl.
- d. Stars twinkle at night.
- e. I love my parents.

4. Write plurals of the highlighted words.

- a. There is a big **tree**. _____
- b. **Boat** is sailing on the sea. _____
- c. Please open the **door**. _____
- d. It was a clever **fox**. _____
- e. The ball was hidden under the **bush**. _____

5. Write the opposite gender for the following .

- a. boy - _____
- b. prince - _____
- c. horse - _____
- d. cow - _____
- e. son - _____

6. Fill in the blanks with correct articles . (a or an).

- a. I have _____ pink dress.
- b. _____ umbrella was kept on the floor.
- c. The child was flying _____ kite.
- d. I eat _____ apple everyday.
- e. The hen laid _____ egg.

7. Make Sentences with the following words.

- a. rabbit - _____

- b. key - _____

- c. garden - _____

- d. bird - _____

- e. flowers - _____

- f. pretty - _____

- g. pluck - _____

- h. fly - _____

- i. kettle - _____

- j. sandwiches - _____

8. PROJECT .

Make a house with ice- cream sticks. Also make a person, an animal, a bird and a thing with chart paper and ice-cream sticks and label them. Now hang them inside the made house with the help of strings.

SPELLING LIST

1	alice	26	television	51	Caucus	76	project
2	neighbours	27	balanced diet	52	Dinah	77	cubic
3	addition	28	muscles	53	vegetarian	78	cuboids
4	decreasing	29	responsibilities	54	non- vegetarian	79	sphere
5	compare	30	remember	55	brick	80	rectangle
6	posture	31	splashing	56	sandwiches	81	country
7	disease	32	apartment	57	internal	82	New Delhi
8	strong	33	counting	58	stomach	83	territories
9	healthy	34	horizontal	59	brain	84	national
10	pictures	35	nuclear	60	windowpane	85	saffron
11	smaller	36	skeleton	61	flapped	86	anthem
12	streets	37	ambulance	62	buried	87	centimetre
13	subtractions	38	sapling	63	Mushrooms	88	album
14	ascending	39	beautiful	64	beautiful	89	symbols
15	straight	40	unhappy	65	Abacus	90	monitor
16	exercise	41	countries	66	differences	91	keyboard
17	protective	42	increasing	67	skipping	92	printer
18	restaurant	43	vertical	68	consecutive	93	device
19	groceries	44	cousins	69	borrowing	94	machine
20	wondered	45	Christmas	70	regrouping	95	electronic
21	Duchess	46	langar	71	patterns	96	logical
22	treasure	47	bakery	72	catching	97	peripheral
23	digits	48	between	73	ceiling	98	environment
24	descending	49	mabel	74	fireplace	99	processing
25	neighbourhood	50	gloves	75	calendar	100	ninety

EVS

Q1) Write down the names of few activities that make our bones and muscles strong.

- a) _____
- b) _____
- c) _____
- d) _____
- e) _____

Q2) Answer the following.

- a) Food that is harmful for our body. _____
- b) This organ helps in digestion of food in our body.

- c) Houses made up of mud, straw, hay etc. _____
- d) Houses people live in at places with heavy rainfall.

- e) This organ controls the movements of all the other organs of the body.

Q3) Name any three body - building food.

- a) _____
- b) _____
- c) _____

Q4) Name any three energy-giving food.

- a) _____
- b) _____
- c) _____

Q5) Name any three protective food.



- a) _____
- b) _____
- c) _____

Q6) Name any three junk food.

- a) _____
- b) _____
- c) _____

Q7) Name the different types of houses. Draw any two and colour them.

- a) _____
- b) _____
- c) _____
- d) _____
- e) _____



Q8) PROJECT TIME:-

- a) What did you have for breakfast, lunch and dinner yesterday? Write down. Find out which of the food items are energy-giving food, which are body-building food and which are protective food. Draw/paste their pictures in your scrap book.
- b) Paste any five internal organs in your scrap book and label them properly.

Q9) Revise all the given worksheets, book and notebook works.

ICT**1. Fill in the blanks:-**

- a. CPU is known as the _____ of a computer.
- b. _____ is used to record our voice.
- c. Keyboard has 26 _____ keys.
- d. _____ is used to select items on monitor.

2. Put a tick mark in the appropriate boxes given below.

- a. Can think and act on its own. Computer Human
- b. Does not get bored ever. Computer Human
- c. It never makes any mistakes. Computer Human
- d. Does not become happy or sad. Computer Human

3. Mention the main parts of a computer.

- a. _____
- b. _____
- c. _____
- d. _____

4. Write the names of any five peripheral parts of a computer.

- a. _____
- b. _____
- c. _____
- d. _____
- e. _____

Name : _____

Grade / Sec : _____

5. What is a computer?

6. Identify the pictures given below and write their names.









Teacher's Signature :

Parent's Signature :

7. Use the given colour code to colour the keyboard shown below.

- a. Number keys - Red
- b. Alphabet keys - Yellow
- c. Spacebar key - Purple
- d. Enter key - Blue
- e. Backspace key - Green
- f. Shift - Orange
- g. Arrow keys - Pink



8. Draw the picture of different parts of a computer on A4 sheet paper and colour it.

9. Make a list of the rules to be followed while working on the computer.

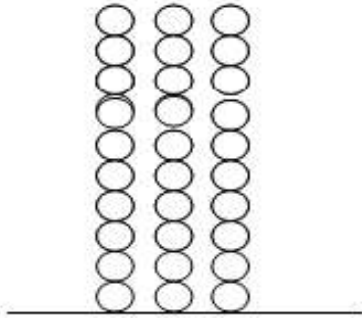
1.

2.

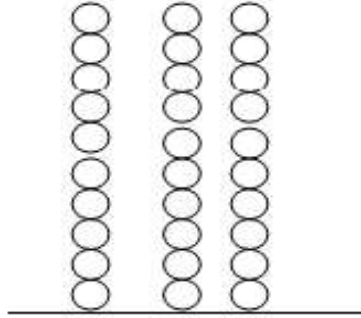
3.

MATHS**Q1. Colour the circles in the abacus to show the numbers.**

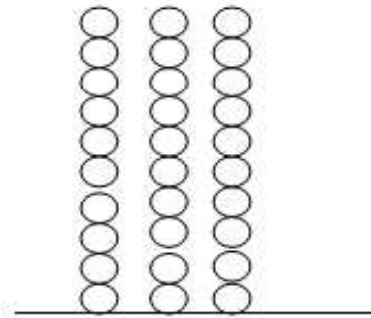
a. 586



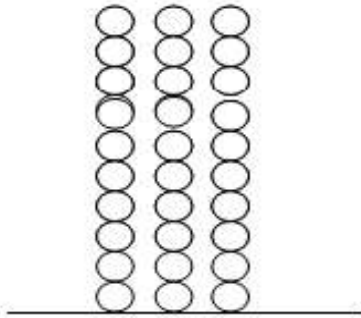
b. 655



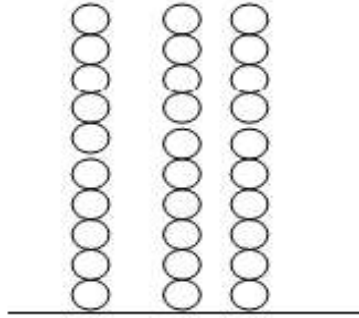
c. 461



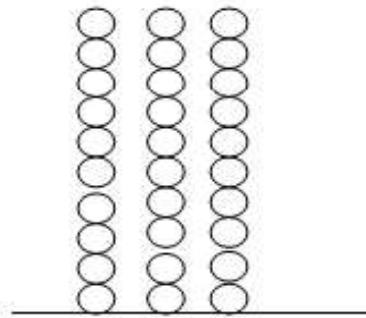
d. 175




e. 736




f. 693



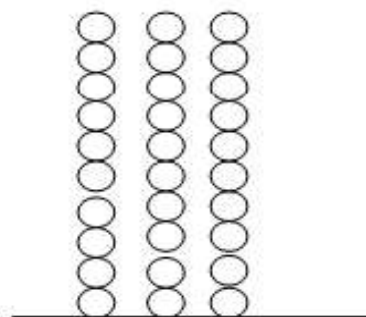
g. 675



h. 777



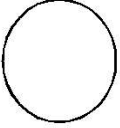

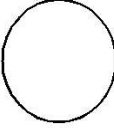
i. 397

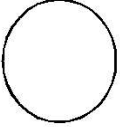

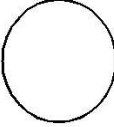


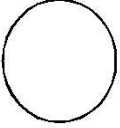

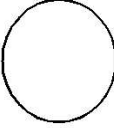
Name : _____

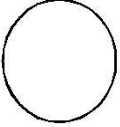

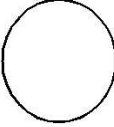
Grade / Sec : _____



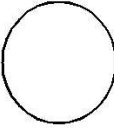
Q2. Write the number that comes before and after the given number.

a.   

b.   

c.   


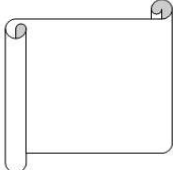

d.   


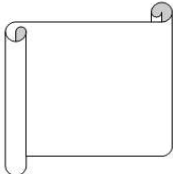

e.   


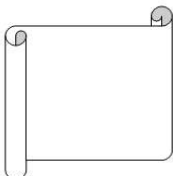

Teacher's Signature :


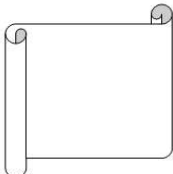

Parent's Signature :


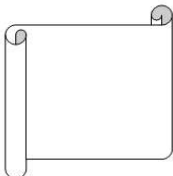

Q3. Write the number that comes in between the given numbers.

a.   

b.   

c.   

d.   

e.   

Q4. Observe the family picture given below. The letters and the numbers written on them represent their name and age respectively. Arrange their names and age in increasing order.



Name-Age of the family members are shown in the boxes

A horizontal row of ten wavy-edged boxes for writing. The first box on the left contains the label 'K-1'.

Name : _____

Grade / Sec : _____

Q5. Solve the following horizontally:

a. $2 + 3 + 5$

b. $4 + 5 + 6$

c. $6 + 7 + 8$

d. $7 + 8 + 9$

e. $4 + 7 + 9$

Teacher's Signature :

Parent's Signature :

Name : _____

Grade / Sec : _____


Q6. Draw 6 Shapes and write their names.

Q7. Complete the pattern by drawing or writing.

a. AA BBB CCCC _____

b.  _____

c. 102 104 106 _____

d.  _____

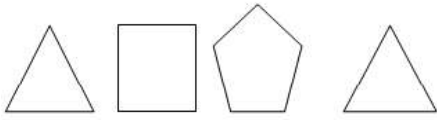
Teacher's Signature :

Parent's Signature :

e. ZZ YYY AAA ZZ

f. ABC BCD CDE

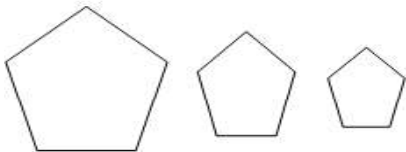
g.




h.



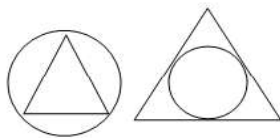
i.



j.



k.



★ PROJECT -WORK

1. Make an abacus with the help of tooth paste box, sticks and thermocol (Any three digit number)
2. Make a flip calendar for the table of 1 to 12.
3. Write the position of the alphabet from A to J on an A-4 Sheet paper.
4. Do the following pages from Maths Steps-2 book.

Page number: 28 , 31 , 34 , 35 , 36 and 38

हिन्दी

1. पाठ . 1 से 3 तक के सभी प्रश्नोत्तर याद करें।
2. कॉपी में करवाए गए सभी कठिन शब्दों को ग्रीष्मावकाश कार्य की कॉपी में करें।
3. चाँद और सूरज का चित्र बनाकर उनके विषय में पाँच-पाँच वाक्य लिखें।
4. पन्द्रह पेज सुलेख-कार्य 'सुलेख सरिता' पुस्तक में करें।
5. प्रत्येक मात्रा से तीन-तीन शब्द लिखकर लाएँ।

NOTE: ग्रीष्मावकाश कार्य के लिए दो लाईन वाली एक पतली कॉपी बनाएँ।

शब्द सूची

1	चींटियों	21	वर्षा	41	खुशियाँ	61	मित्रों
2	पीछे	22	सूरज	42	मनचाहा	62	त्योहार
3	दूसरे	23	आसमान	43	रंग-बिरंगी	63	कुतरना
4	पंक्ति	24	पंख	44	पतंग	64	अवश्य
5	पानी	25	चिड़ियाघर	45	शोभित	65	प्यार
6	सबको	26	पिंजरे	46	सुंदर	66	गुदगुदी
7	और	27	बहुत	47	रंगीन	67	खुशियाँ
8	शीघ्र	28	डरकर	48	इकट्ठा	68	खूब
9	आदमी	29	बिटिया	49	न्यारी	69	गुलाबी
10	भूखी	30	मुँह	50	मिठाई	70	वस्त्र
11	भोजन	31	लंगूर	51	टिकिया	71	सजाए
12	तीसरे	32	गरदन	52	चुटकुला	72	ढेरों
13	मस्ती	33	वहाँ	53	पुस्तक	73	भैया
14	परेशान	34	पैरों	54	बिस्तर	74	उपहार
15	सुबह	35	कर्मचारी	55	कलाबाज़ियाँ	75	थाल
16	तैयार	36	पत्थर	56	हँसी	76	बाँधी
17	मोर	37	तालाब	57	अलमारी	77	रेशमी
18	सूरत	38	हरियाली	58	उदास	78	बाज़ार
19	घाँसला	39	पिकनिक	59	राखी	79	आनंद
20	चोंच	40	जन्मदिन	60	पढ़ाती	80	गोद